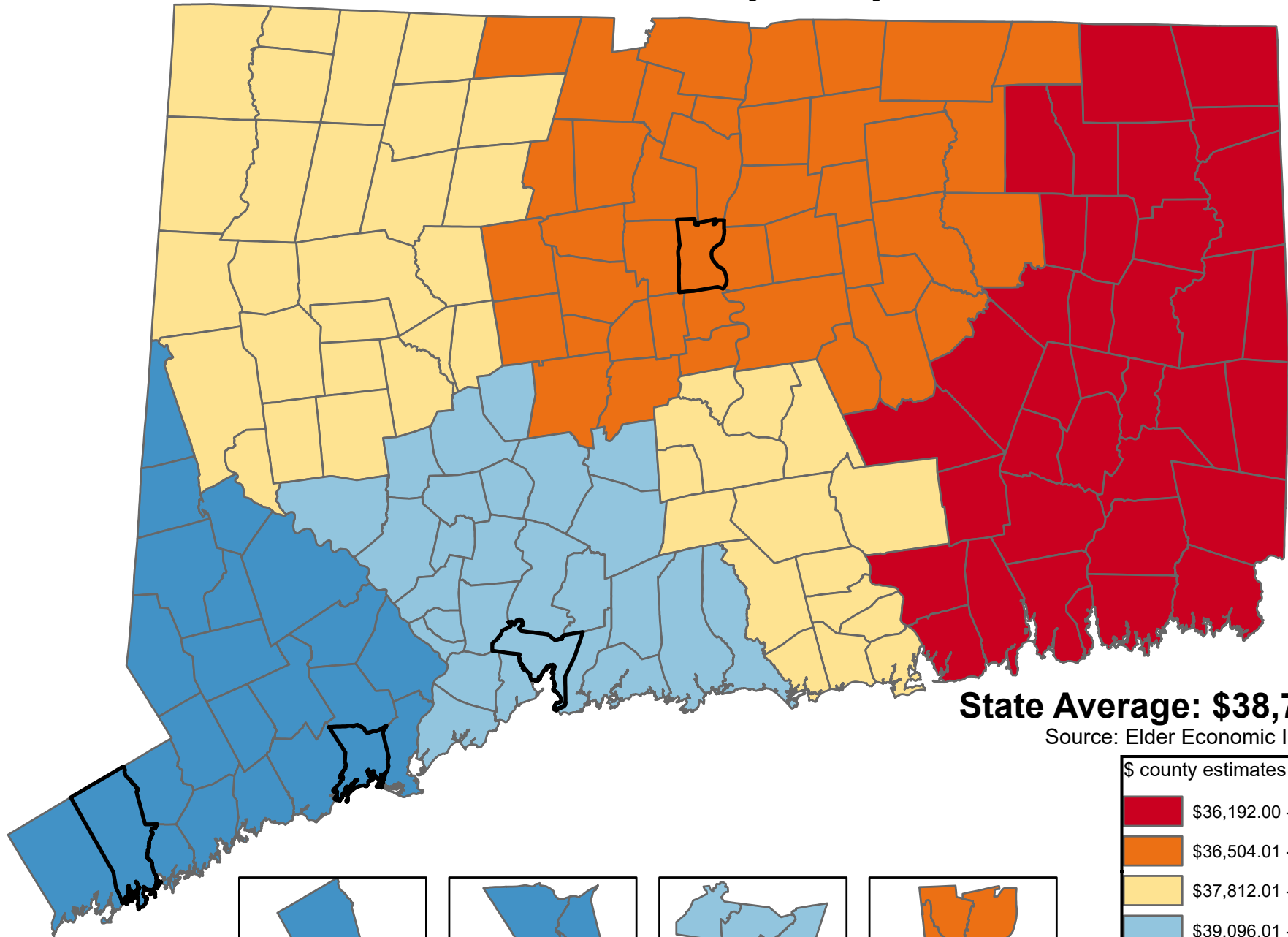


# Elder Economic Index Estimate for Renter Couple in Good Health by County

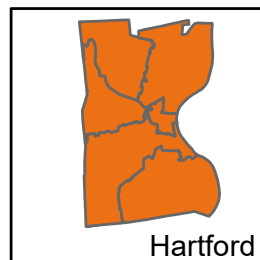
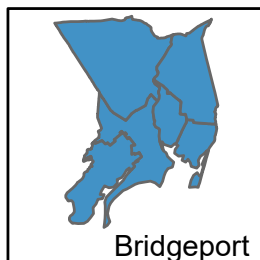
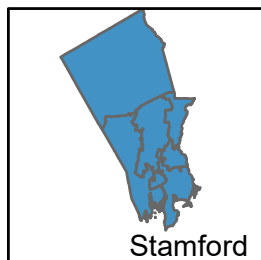


**State Average: \$38,773.07**

Source: Elder Economic Index 2019

\$ county estimates	
	\$36,192.00 - \$36,504.00
	\$36,504.01 - \$37,812.00
	\$37,812.01 - \$39,096.00
	\$39,096.01 - \$40,992.00
	\$40,992.01 - \$42,588.00

Questions or ideas?  
Beth.Dugan@umb.edu  
12/2020



## Couple, Renter, Good Health

Andover	\$37,656	Durham	\$39,096	Lyme	\$36,504	Pomfret	\$36,192	Warren	\$37,860
Ansonia	\$40,992	East Granby	\$37,812	Madison	\$40,992	Portland	\$39,096	Washington	\$37,860
Ashford	\$36,192	East Haddam	\$39,096	Manchester	\$37,812	Preston	\$36,504	Waterbury	\$40,992
Avon	\$37,812	East Hampton	\$39,096	Mansfield	\$37,656	Prospect	\$40,992	Waterford	\$36,504
Barkhamsted	\$37,860	East Hartford	\$37,812	Marlborough	\$37,812	Putnam	\$36,192	Watertown	\$37,860
Beacon Falls	\$40,992	East Haven	\$40,992	Meriden	\$40,992	Redding	\$42,588	West Hartford	\$37,812
Berlin	\$37,812	East Lyme	\$36,504	Middlebury	\$40,992	Ridgefield	\$42,588	West Haven	\$40,992
Bethany	\$40,992	East Windsor	\$37,812	Middlefield	\$39,096	Rocky Hill	\$37,812	Westbrook	\$39,096
Bethel	\$42,588	Eastford	\$36,192	Middletown	\$39,096	Roxbury	\$37,860	Weston	\$42,588
Bethlehem	\$37,860	Easton	\$42,588	Milford	\$40,992	Salem	\$36,504	Westport	\$42,588
Bloomfield	\$37,812	Ellington	\$37,656	Monroe	\$42,588	Salisbury	\$37,860	Wethersfield	\$37,812
Bolton	\$37,656	Enfield	\$37,812	Montville	\$36,504	Scotland	\$36,192	Willington	\$37,656
Bozrah	\$36,504	Essex	\$39,096	Morris	\$37,860	Seymour	\$40,992	Wilton	\$42,588
Branford	\$40,992	Fairfield	\$42,588	Naugatuck	\$40,992	Sharon	\$37,860	Winchester	\$37,860
Bridgeport	\$42,588	Farmington	\$37,812	New Britain	\$37,812	Shelton	\$42,588	Windham	\$36,192
Bridgewater	\$37,860	Franklin	\$36,504	New Canaan	\$42,588	Sherman	\$42,588	Windsor	\$37,812
Bristol	\$37,812	Glastonbury	\$37,812	New Fairfield	\$42,588	Simsbury	\$37,812	Windsor Locks	\$37,812
Brookfield	\$42,588	Goshen	\$37,860	New Hartford	\$37,860	Somers	\$37,656	Wolcott	\$40,992
Brooklyn	\$36,192	Granby	\$37,812	New Haven	\$40,992	South Windsor	\$37,812	Woodbridge	\$40,992
Burlington	\$37,812	Greenwich	\$42,588	New London	\$36,504	Southbury	\$40,992	Woodbury	\$37,860
Canaan	\$37,860	Griswold	\$36,504	New Milford	\$37,860	Southington	\$37,812	Woodstock	\$36,192
Canterbury	\$36,192	Groton	\$36,504	Newington	\$37,812	Sprague	\$36,504		
Canton	\$37,812	Guilford	\$40,992	Newtown	\$42,588	Stafford	\$37,656		
Chaplin	\$36,192	Haddam	\$39,096	Norfolk	\$37,860	Stamford	\$42,588		
Cheshire	\$40,992	Hamden	\$40,992	North Branford	\$40,992	Sterling	\$36,192		
Chester	\$39,096	Hampton	\$36,192	North Canaan	\$37,860	Stonington	\$36,504		
Clinton	\$39,096	Hartford	\$37,812	North Haven	\$40,992	Stratford	\$42,588		
Colchester	\$36,504	Hartland	\$37,812	North Stonington	\$36,504	Suffield	\$37,812		
Colebrook	\$37,860	Harwinton	\$37,860	Norwalk	\$42,588	Thomaston	\$37,860		
Columbia	\$37,656	Hebron	\$37,656	Norwich	\$36,504	Thompson	\$36,192		
Cornwall	\$37,860	Kent	\$37,860	Old Lyme	\$36,504	Tolland	\$37,656		
Coventry	\$37,656	Killingly	\$36,192	Old Saybrook	\$39,096	Torrington	\$37,860		
Cromwell	\$39,096	Killingworth	\$39,096	Orange	\$40,992	Trumbull	\$42,588		
Danbury	\$42,588	Lebanon	\$36,504	Oxford	\$40,992	Union	\$37,656		
Darien	\$42,588	Ledyard	\$36,504	Plainfield	\$36,192	Vernon	\$37,656		
Deep River	\$39,096	Lisbon	\$36,504	Plainville	\$37,812	Voluntown	\$36,504		
Derby	\$40,992	Litchfield	\$37,860	Plymouth	\$37,860	Wallingford	\$40,992		

**Neighborhoods**

Bridgeport Area1	\$42,588
Bridgeport Area2	\$42,588
Bridgeport Area3	\$42,588
Hartford Area1	\$37,812
Hartford Area2	\$37,812
Hartford Area3	\$37,812
New Haven Area1	\$40,992
New Haven Area2	\$40,992
New Haven Area3	\$40,992
Stamford Area1	\$42,588
Stamford Area2	\$42,588
Stamford Area3	\$42,588

## Couple, Renter, Good Health (Ranked)

Bethel	\$42,588	New Haven	\$40,992	Litchfield	\$37,860	Rocky Hill	\$37,812	Preston	\$36,504
Bridgeport	\$42,588	North Branford	\$40,992	Morris	\$37,860	Simsbury	\$37,812	Salem	\$36,504
Brookfield	\$42,588	North Haven	\$40,992	New Hartford	\$37,860	South Windsor	\$37,812	Sprague	\$36,504
Danbury	\$42,588	Orange	\$40,992	New Milford	\$37,860	Southington	\$37,812	Stonington	\$36,504
Darien	\$42,588	Oxford	\$40,992	Norfolk	\$37,860	Suffield	\$37,812	Voluntown	\$36,504
Easton	\$42,588	Prospect	\$40,992	North Canaan	\$37,860	West Hartford	\$37,812	Waterford	\$36,504
Fairfield	\$42,588	Seymour	\$40,992	Plymouth	\$37,860	Wethersfield	\$37,812	Ashford	\$36,192
Greenwich	\$42,588	Southbury	\$40,992	Roxbury	\$37,860	Windsor	\$37,812	Brooklyn	\$36,192
Monroe	\$42,588	Wallingford	\$40,992	Salisbury	\$37,860	Windsor Locks	\$37,812	Canterbury	\$36,192
New Canaan	\$42,588	Waterbury	\$40,992	Sharon	\$37,860	Andover	\$37,656	Chaplin	\$36,192
New Fairfield	\$42,588	West Haven	\$40,992	Thomaston	\$37,860	Bolton	\$37,656	Eastford	\$36,192
Newtown	\$42,588	Wolcott	\$40,992	Torrington	\$37,860	Columbia	\$37,656	Hampton	\$36,192
Norwalk	\$42,588	Woodbridge	\$40,992	Warren	\$37,860	Coventry	\$37,656	Killingly	\$36,192
Redding	\$42,588	Chester	\$39,096	Washington	\$37,860	Ellington	\$37,656	Plainfield	\$36,192
Ridgefield	\$42,588	Clinton	\$39,096	Watertown	\$37,860	Hebron	\$37,656	Pomfret	\$36,192
Shelton	\$42,588	Cromwell	\$39,096	Winchester	\$37,860	Mansfield	\$37,656	Putnam	\$36,192
Sherman	\$42,588	Deep River	\$39,096	Woodbury	\$37,860	Somers	\$37,656	Scotland	\$36,192
Stamford	\$42,588	Durham	\$39,096	Avon	\$37,812	Stafford	\$37,656	Sterling	\$36,192
Stratford	\$42,588	East Haddam	\$39,096	Berlin	\$37,812	Tolland	\$37,656	Thompson	\$36,192
Trumbull	\$42,588	East Hampton	\$39,096	Bloomfield	\$37,812	Union	\$37,656	Windham	\$36,192
Weston	\$42,588	Essex	\$39,096	Bristol	\$37,812	Vernon	\$37,656	Woodstock	\$36,192
Westport	\$42,588	Haddam	\$39,096	Burlington	\$37,812	Willington	\$37,656		
Wilton	\$42,588	Killingworth	\$39,096	Canton	\$37,812	Bozrah	\$36,504	<b>Neighborhoods</b>	
Ansonia	\$40,992	Middlefield	\$39,096	East Granby	\$37,812	Colchester	\$36,504	Bridgeport Area1	\$42,588
Beacon Falls	\$40,992	Middletown	\$39,096	East Hartford	\$37,812	East Lyme	\$36,504	Bridgeport Area2	\$42,588
Bethany	\$40,992	Old Saybrook	\$39,096	East Windsor	\$37,812	Franklin	\$36,504	Bridgeport Area3	\$42,588
Branford	\$40,992	Portland	\$39,096	Enfield	\$37,812	Griswold	\$36,504	Stamford Area1	\$42,588
Cheshire	\$40,992	Westbrook	\$39,096	Farmington	\$37,812	Groton	\$36,504	Stamford Area2	\$42,588
Derby	\$40,992	Barkhamsted	\$37,860	Glastonbury	\$37,812	Lebanon	\$36,504	Stamford Area3	\$42,588
East Haven	\$40,992	Bethlehem	\$37,860	Granby	\$37,812	Ledyard	\$36,504	New Haven Area1	\$40,992
Guilford	\$40,992	Bridgewater	\$37,860	Hartford	\$37,812	Lisbon	\$36,504	New Haven Area2	\$40,992
Hamden	\$40,992	Canaan	\$37,860	Hartland	\$37,812	Lyme	\$36,504	New Haven Area3	\$40,992
Madison	\$40,992	Colebrook	\$37,860	Manchester	\$37,812	Montville	\$36,504	Hartford Area1	\$37,812
Meriden	\$40,992	Cornwall	\$37,860	Marlborough	\$37,812	New London	\$36,504	Hartford Area2	\$37,812
Middlebury	\$40,992	Goshen	\$37,860	New Britain	\$37,812	North Stonington	\$36,504	Hartford Area3	\$37,812
Milford	\$40,992	Harwinton	\$37,860	Newington	\$37,812	Norwich	\$36,504		
Naugatuck	\$40,992	Kent	\$37,860	Plainville	\$37,812	Old Lyme	\$36,504		

Questions ? Beth.Dugan@umb.edu

<https://healthyaqingdatareports.org>